




Stef Station  
encouragement for moms with tots



A big hello to all you playful parents.

I'm delighted that your family is one of the first to meet "Ollie the Owl" and "Curtis the Curious Bear" from the **Sparks** family.



They are named "Sparks" for their ability to ignite our imaginations, young and old!

The following two pages contain your **Sparks** characters and instructions for assembly to ensure maximum enjoyment with your children.

I'm sure you'll enjoy these little characters as much as I do with my two young boys.

Let's go play!

*Stef*

Stef Green is a dedicated and happy mom of two young boys. She is the creator of stefstation, a website where she shares creative ideas with moms, and publisher of "Refresh!", the Free ezine offering encouragement and practical solutions for moms with tots, helping you truly enjoy this challenging yet incredibly rewarding phase of your life with your little people.



Stef's background in mechanical engineering and her attraction to simplicity gives her an extraordinary way of finding simple solutions to the everyday baby and toddler challenges every mom faces.

To find out more, come and join us at [www.stefstation.com](http://www.stefstation.com) and experience how simple solutions can make a great difference.




Stef Station  
encouragement for moms with tots

## SPARKS<sup>!</sup> - Igniting the imagination

Ollie the Owl :



Whooo can't help feeling sleepy when this charming little owl's eyelids get heavier and heavier until he falls fast asleep.



1. Cut out the square around the owl picture
2. Cut along the line to separate the two parts of the picture - to make it last longer you may want to glue it to a piece of card first
3. Position Ollie's eyelids above his eyes and enjoy watching him drift into his slumber as you or your child move the top picture slowly further and further down over his eyes


Once the Spark is ignited... enjoy where it goes... sneak a kiss before he opens his eyes, make owl noises to startle him awake, or get him to wink, and savour the giggles that follow.




Stef Station  
encouragement for moms with tots

## SPARKS<sup>!</sup> - Igniting the imagination

Curtis the Curious Bear :



This inquisitive little bear comes alive as he looks around the room when the tab is slid left and right.



1. Cut out the rectangle around the bear picture - to make it last longer you may want to glue it to a piece of card first
2. Make small vertical slits down the edges of both eyes (as shown by the arrows on the small picture above)
3. Cut out the eye slider tab and feed it through the vertical slits so that the bear's eyes move side to side when the tab is pulled

Once the Spark is ignited... enjoy where it goes... guess what object in the room Curtis is looking at, follow your child with his eyes as they jump from left to right, and savour the giggles that follow.